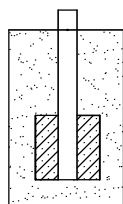
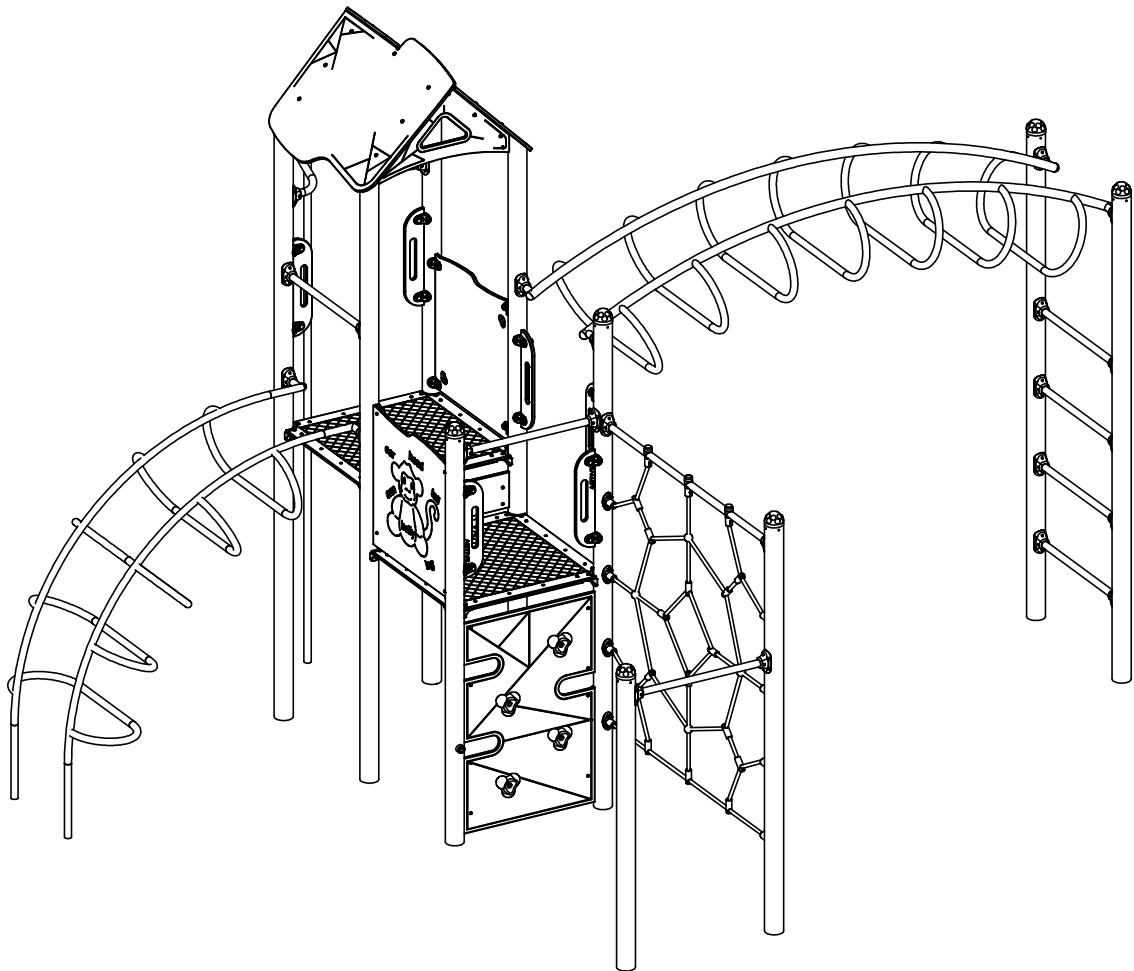
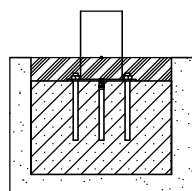


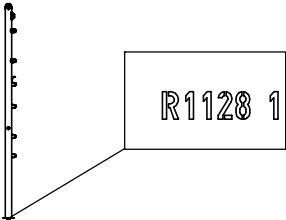
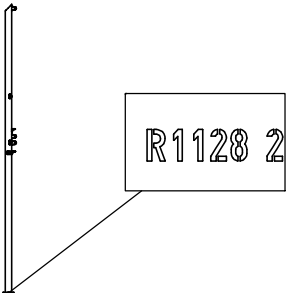
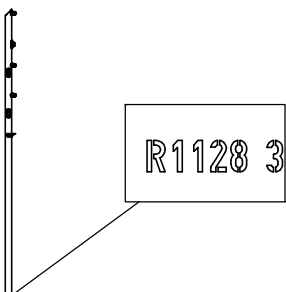
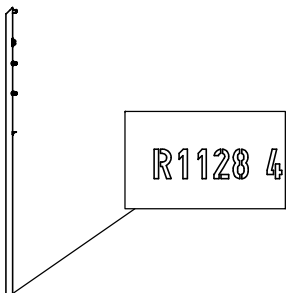
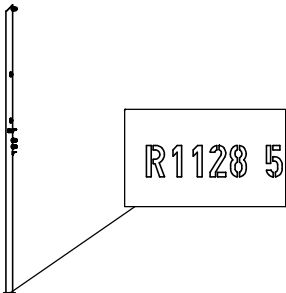
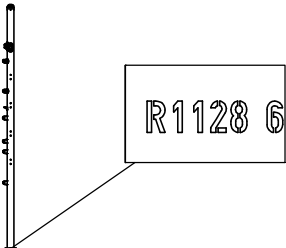
## 1128 Kiipeilykeskus asennusohje

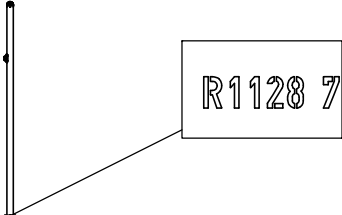
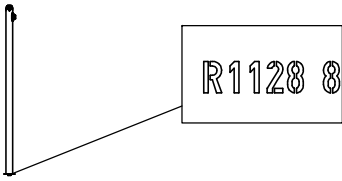
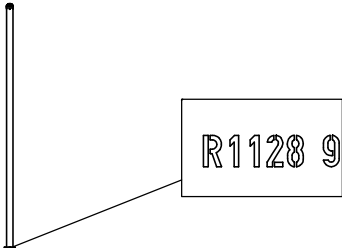
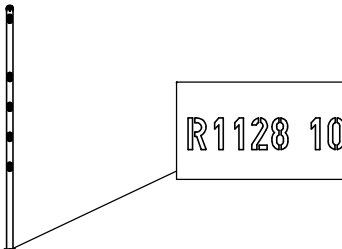
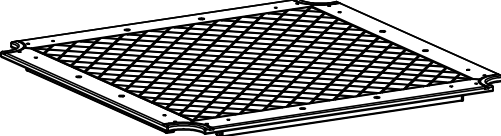
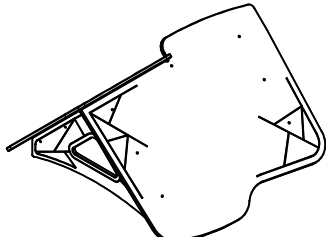




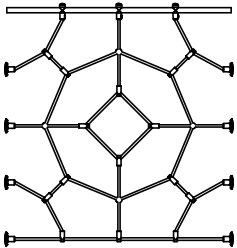
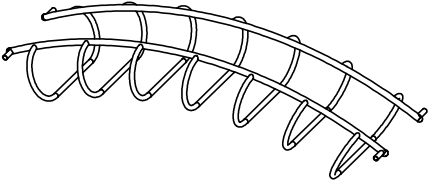
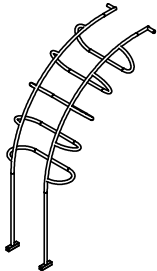
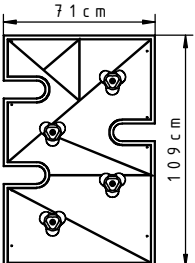
1128N

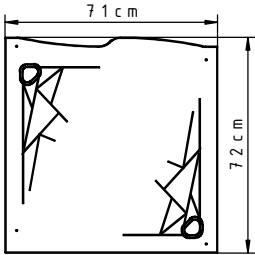
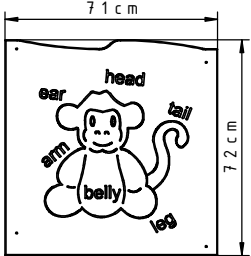
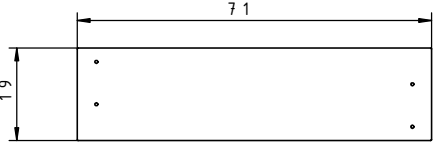
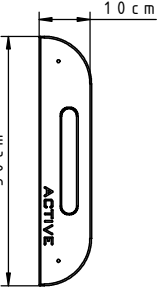
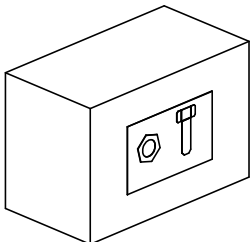


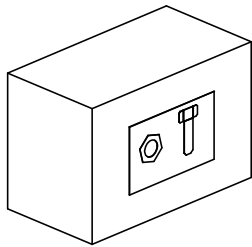
1128F

| NR | ELEMENT   | 1128N | 1128F |
|----|---|-------|-------|
| E1 |    | 1     | 1     |
| E2 |    | 1     | 1     |
| E3 |   | 1     | 1     |
| E4 |  | 1     | 1     |
| E5 |  | 1     | 1     |
| E6 |  | 1     | 1     |

| NR  | ELEMENT  | 1128N | 1128F |
|-----|--|-------|-------|
| E7  |   | 1     | 1     |
| E8  |   | 1     | 1     |
| E9  |    | 1     | 1     |
| E10 |   | 1     | 1     |
| E11 |  <p data-bbox="239 1825 782 1859">F11P_1_HP_g13_v2      83cm x 83cm</p> | 2     | 2     |
| E12 |   | 1     | 1     |

















| NR  | ELEMENT   | 1128N | 1128F |
|-----|---|-------|-------|
| E13 |  <p>R1100_3_Y_v1 L= 70cm</p> | 7     | 7     |
| E14 |  <p>H=150cm</p>              | 1     | 1     |
| E15 |                             | 1     | 1     |
| E16 |                            | 1     | 1     |
| E17 |  <p>H=150cm</p>            | 1     | 1     |
| E18 |  <p>F11W_5_HP_g13_v1</p>   | 1     | 1     |

| NR  | ELEMENT   | 1128N | 1128F |
|-----|---|-------|-------|
| E19 |  <p>F1100_0_PE_g15_v1</p>  | 1     | 1     |
| E20 |  <p>F1100_2_PE_g15_v1</p>  | 1     | 1     |
| E21 |  <p>F11X_12_PE_g15_v2</p> | 1     | 1     |
| E22 |  <p>F11X_4_PE_g15_v2</p> | 6     | 6     |
| E23 |                          | 1     | 1     |
|     |   |       |       |




1128N

1128F

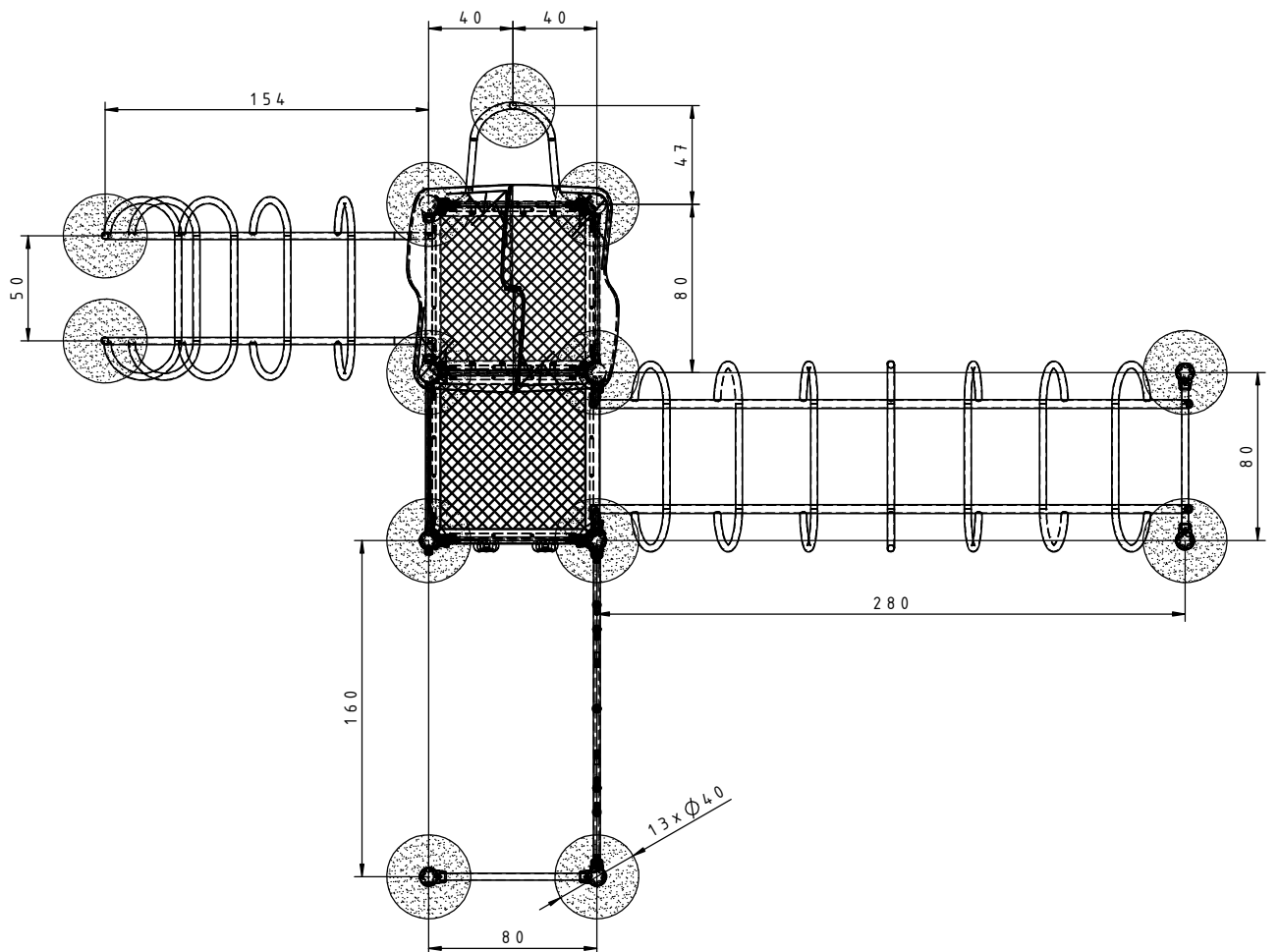
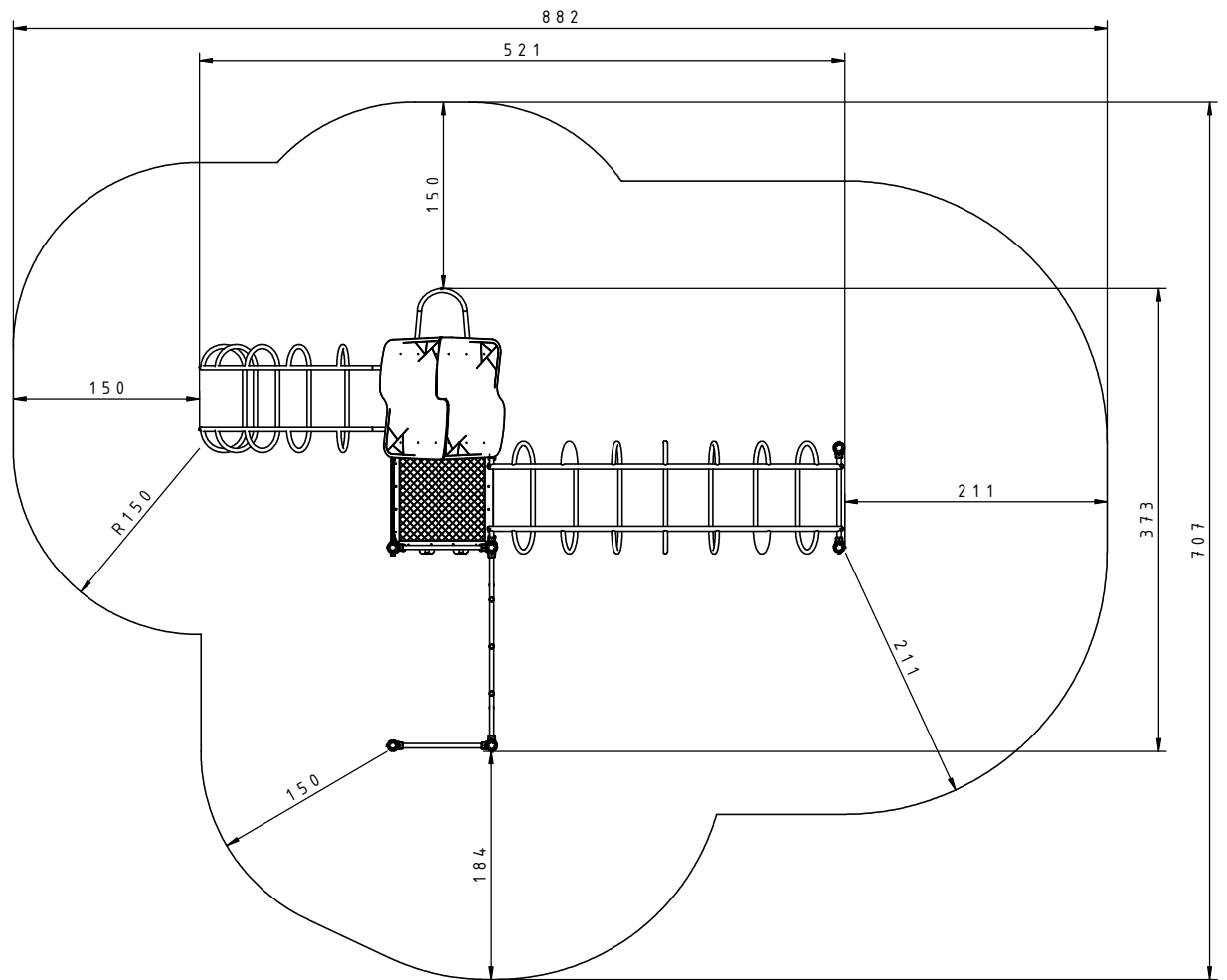
| Nr  | Element   | DIN      | ELEMENT  | Σ  | Σ  |
|-----|---|----------|----------|----|----|
| 10  |    | DIN 9021 | 6x18     | 48 | 48 |
| 15  |    | ISO 7380 | M6x30    | 24 | 24 |
| 16  |    | -        | K1_d21_B | 48 | 48 |
| 17  |    | -        | Z1_d21_B | 48 | 48 |
| 18  |    | DIN 985  | M6       | 36 | 36 |
| 21  |   | DIN 125  | 8x16     | 16 | 16 |
| 22  |  | DIN 125  | 6x12     | 40 | 40 |
| 23  |  | -        | M6x12    | 16 | 16 |
| 25  |  | ISO 7380 | M6x35    | 16 | 16 |
| 51  |  | ISO 7380 | M6x45    | 12 | 12 |
| 58  |  | -        | LOCTITE  | 1  | 1  |
| 61  |  | -        | KL105    |    | 36 |
| 109 |  | DIN 913  | 10x10    | 2  | 2  |
| 139 |  | DIN 7991 | M6x16    | 16 | 16 |
| 213 |  | -        | Z_NA_1   | 1  | 1  |
| 214 |  | -        | Z_NA_2   | 1  | 1  |

1128N  
1128F



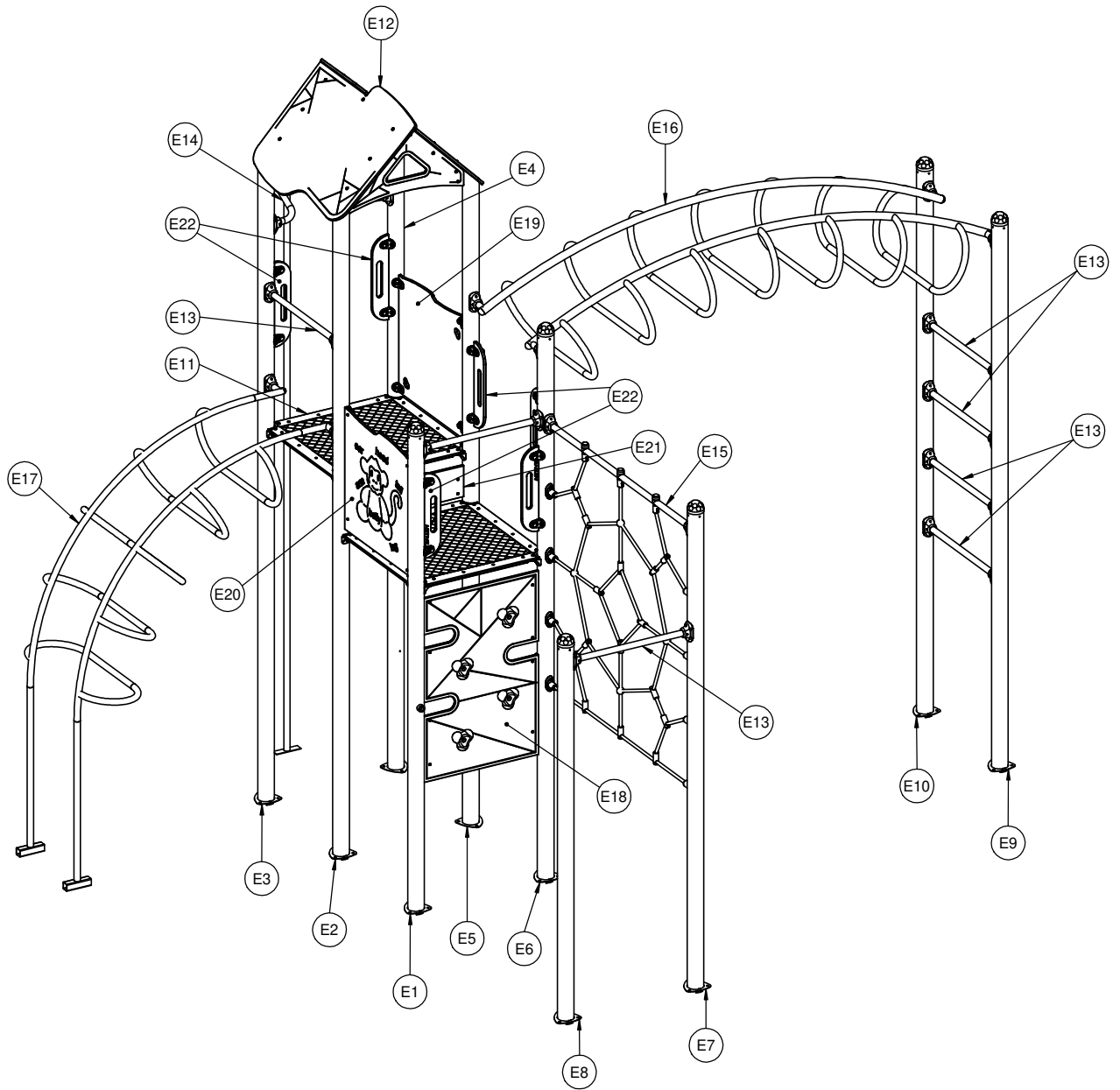
"0"

1128N  
1128F





1128N  
1128F

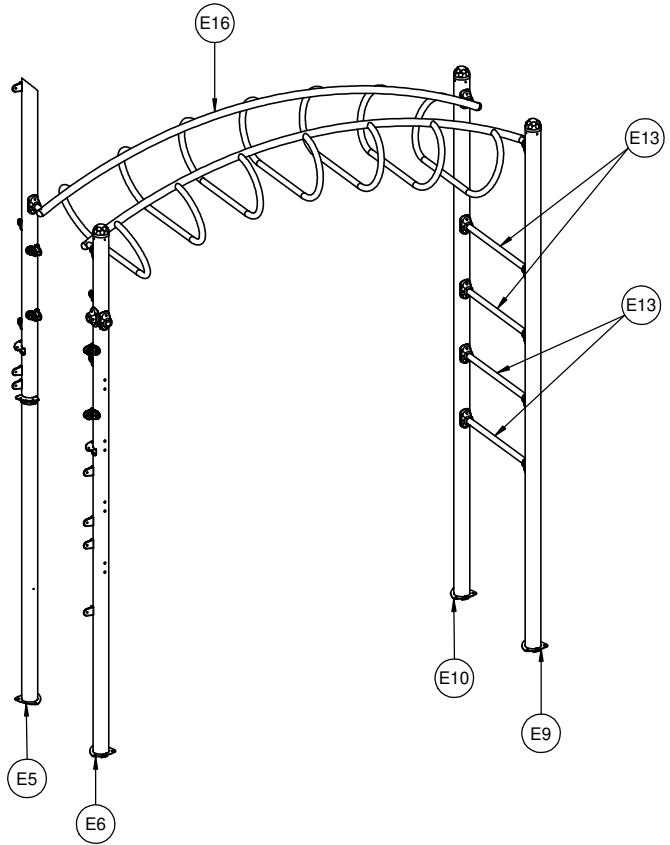


1

1128N  
1128F



INST\_11\_18

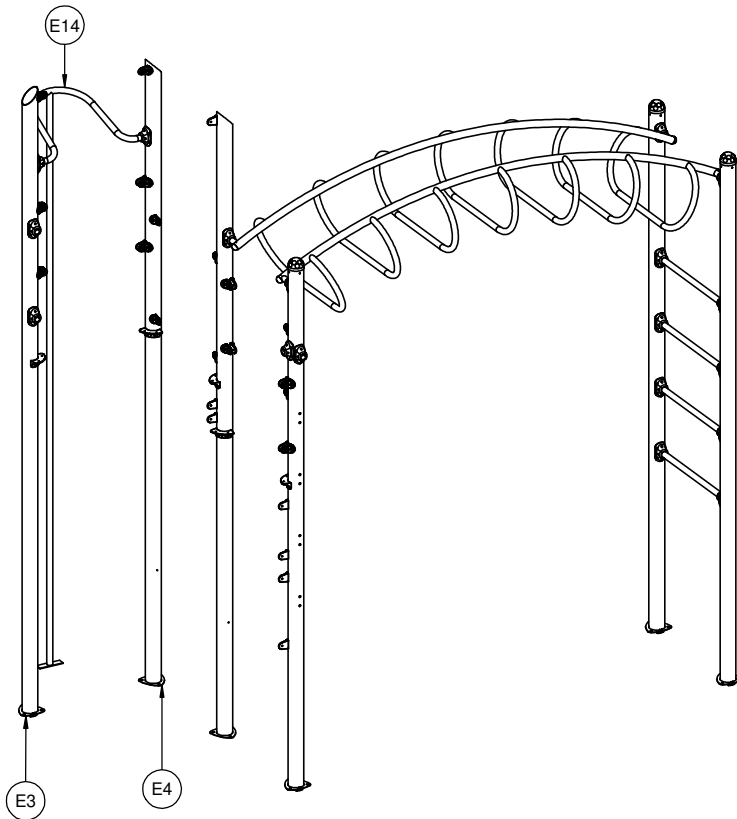


2

1128N  
1128F



INST\_11\_55

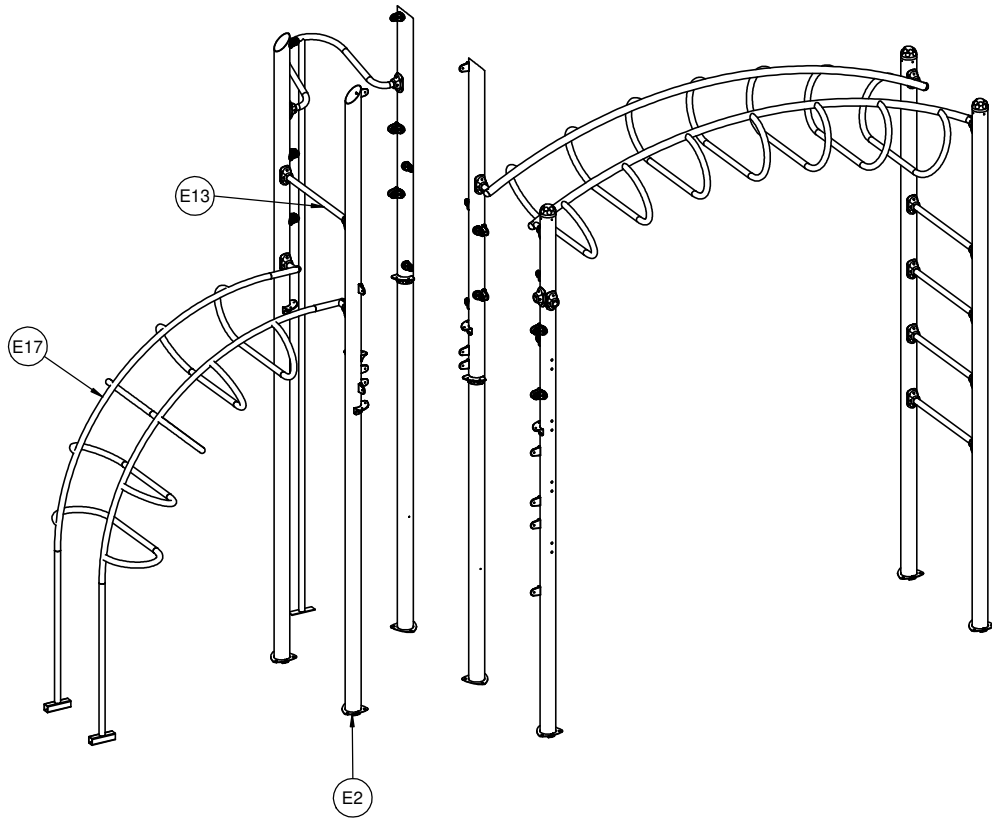


3

1128N  
1128F



INST\_11\_12  
INST\_11\_18

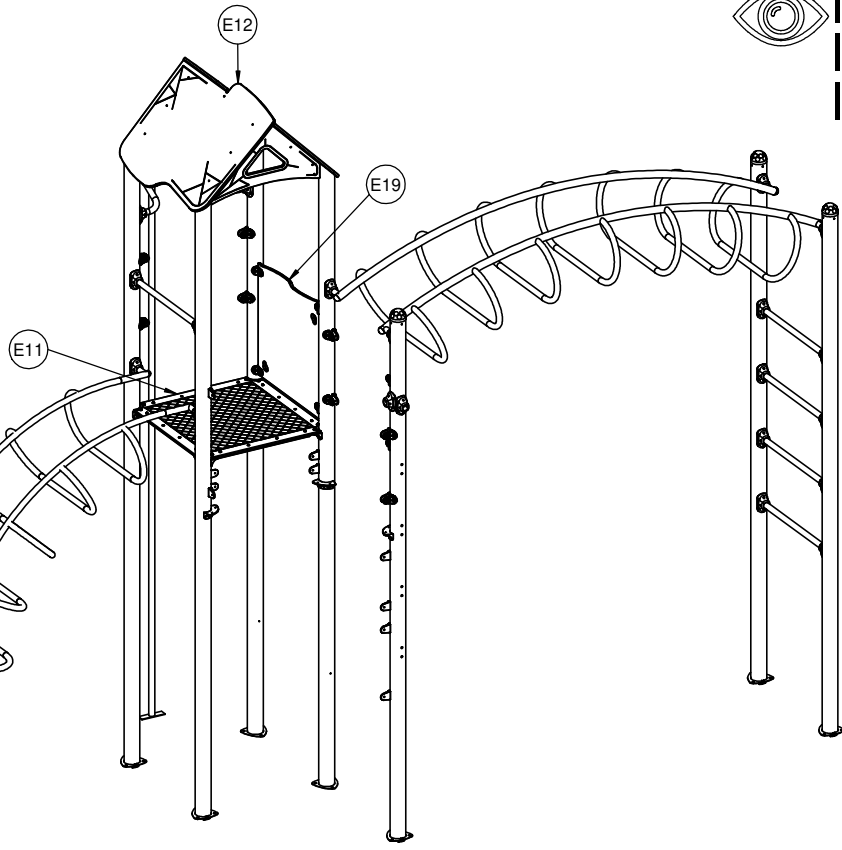


4

1128N  
1128F

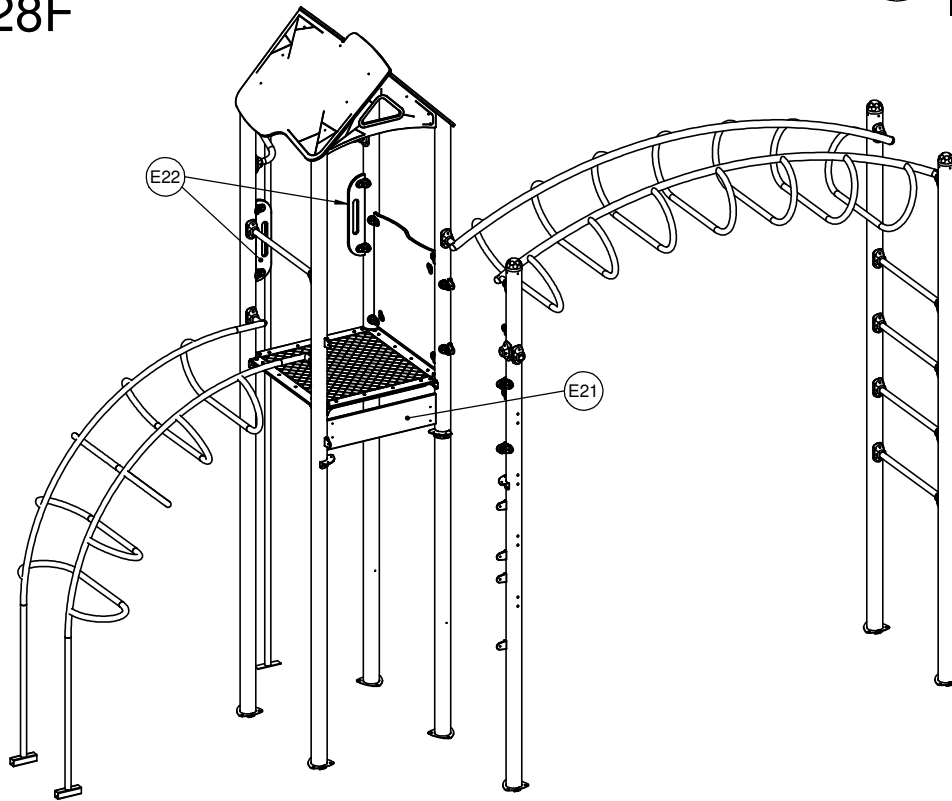


INST\_11\_05  
INST\_11\_41  
INST\_11\_68A



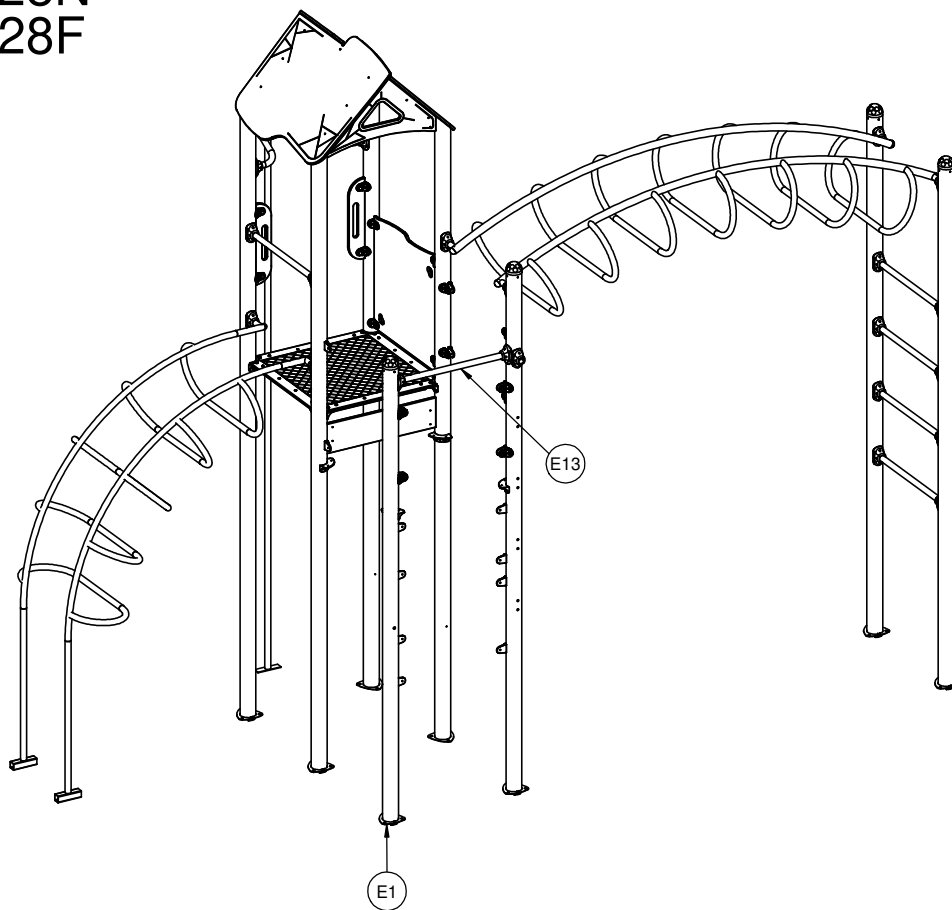
**5** 1128N  
1128F

INST\_11\_68A  
INST\_11\_68B



**6** 1128N  
1128F

INST\_11\_18

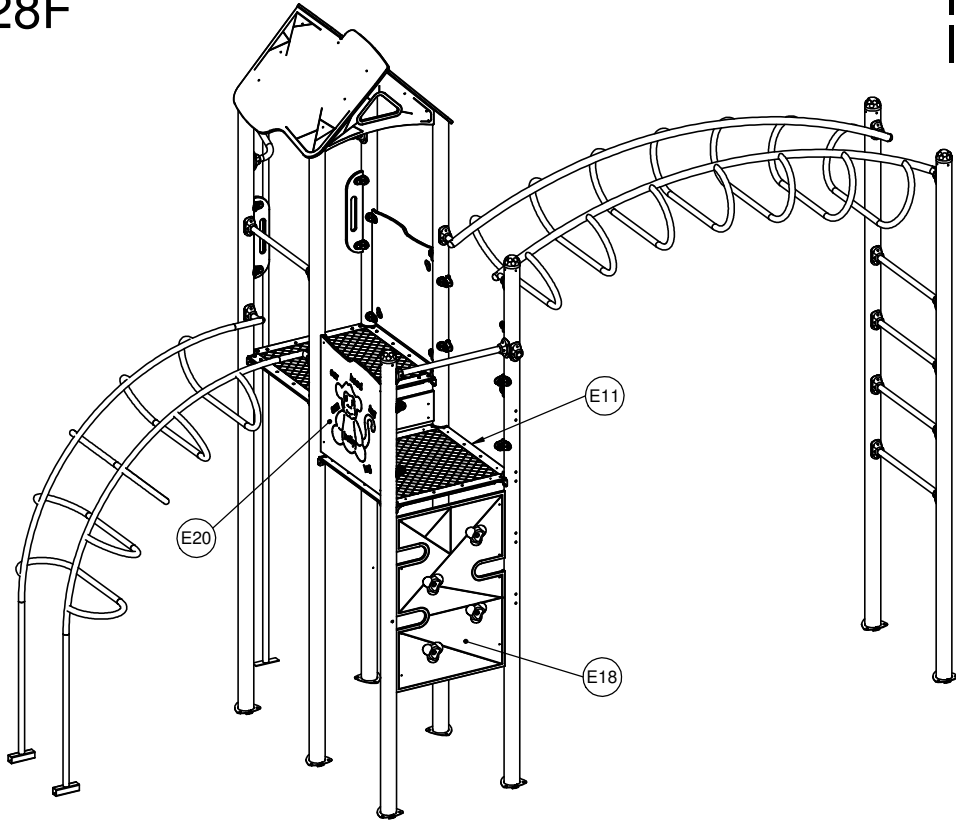


7

1128N  
1128F



INST\_11\_37  
INST\_11\_41  
INST\_11\_68A

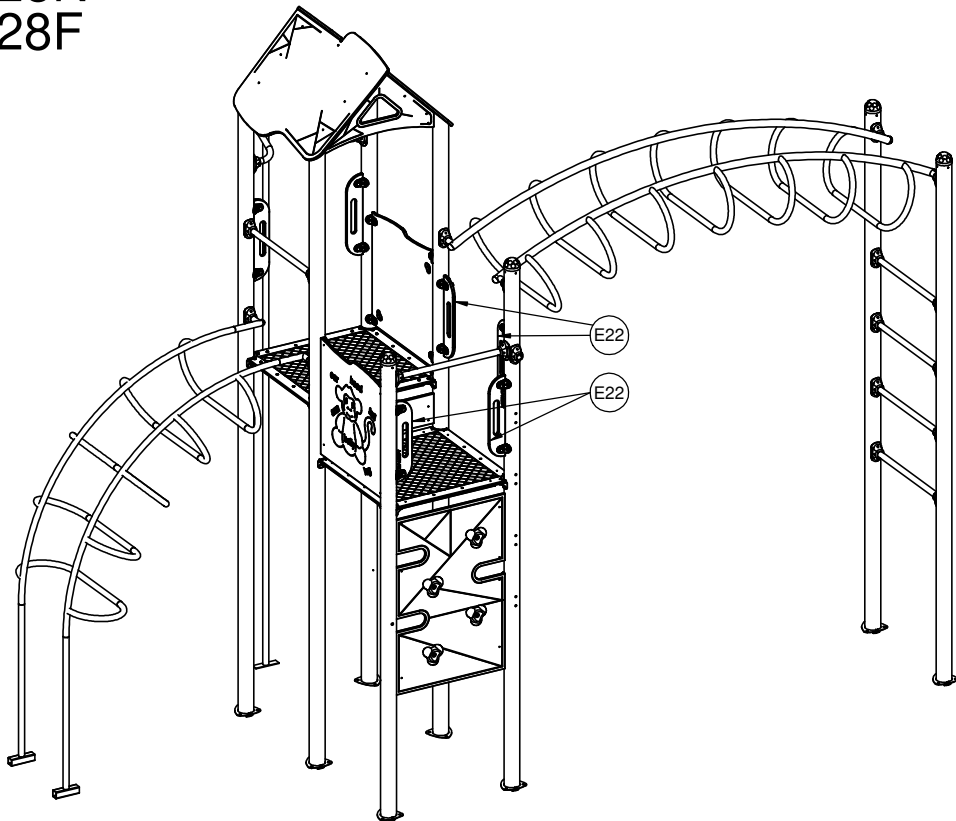


8

1128N  
1128F



INST\_11\_68B

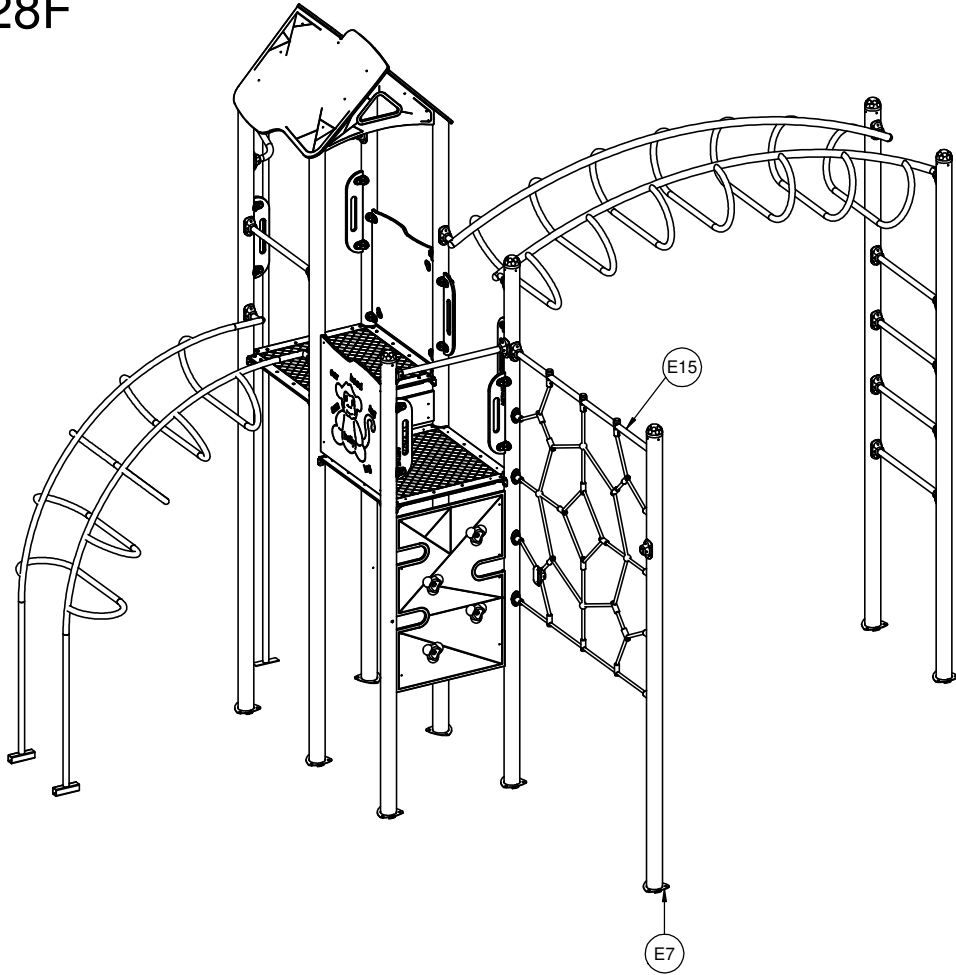


9

1128N  
1128F



INST\_11\_29

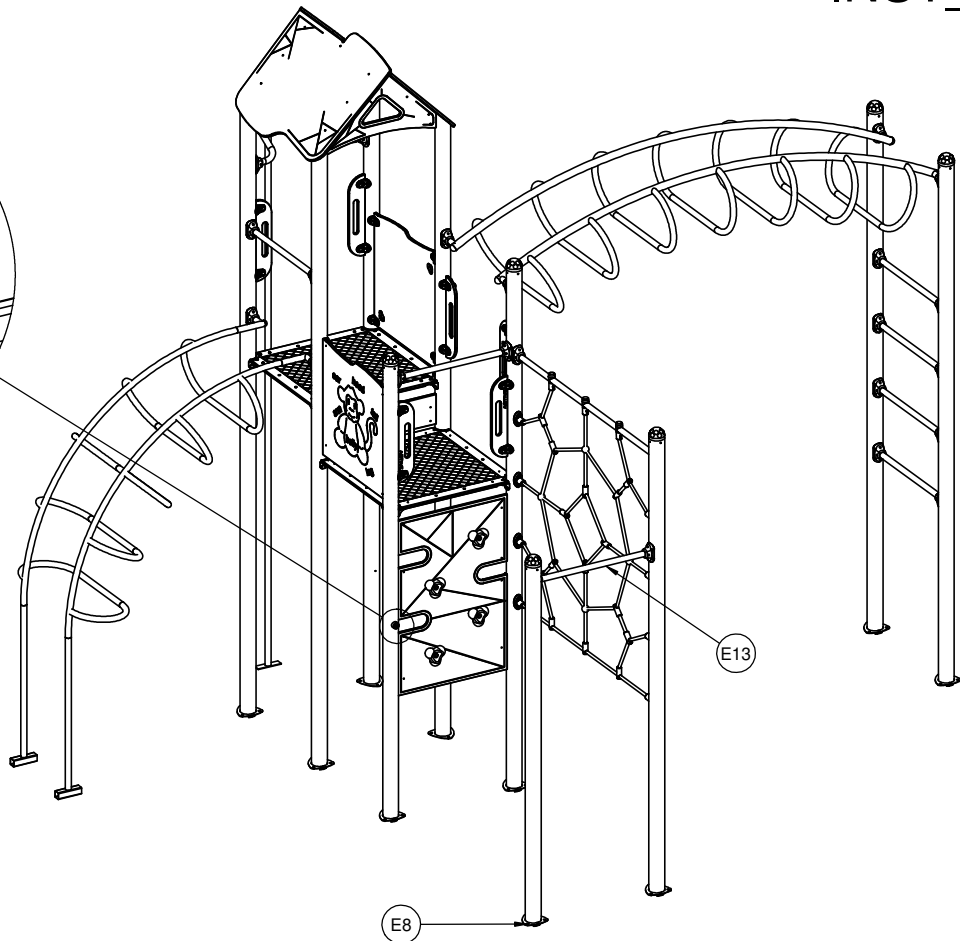
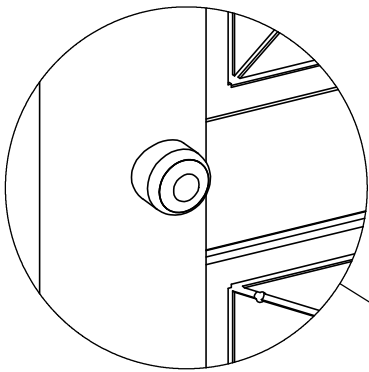


10

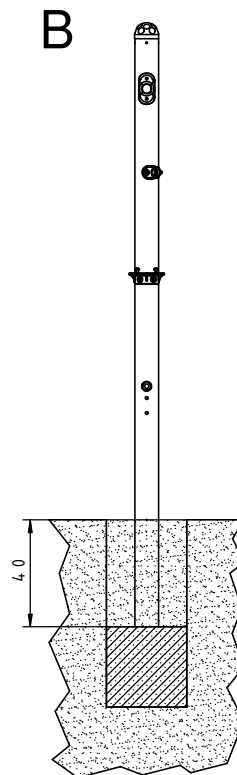
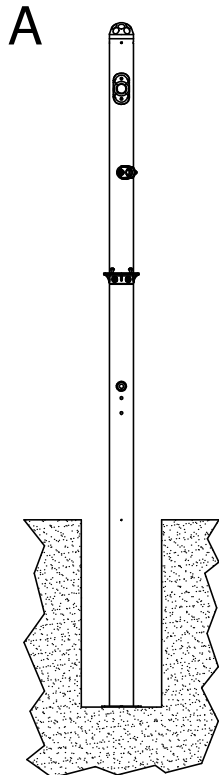
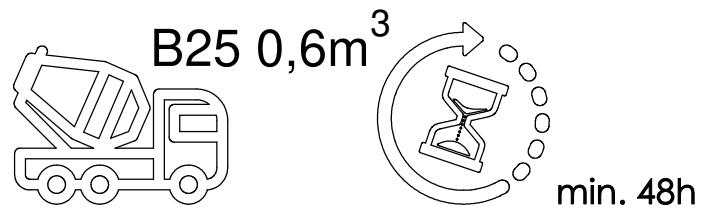
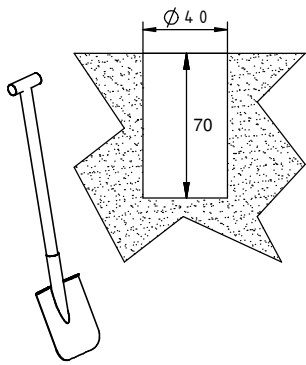
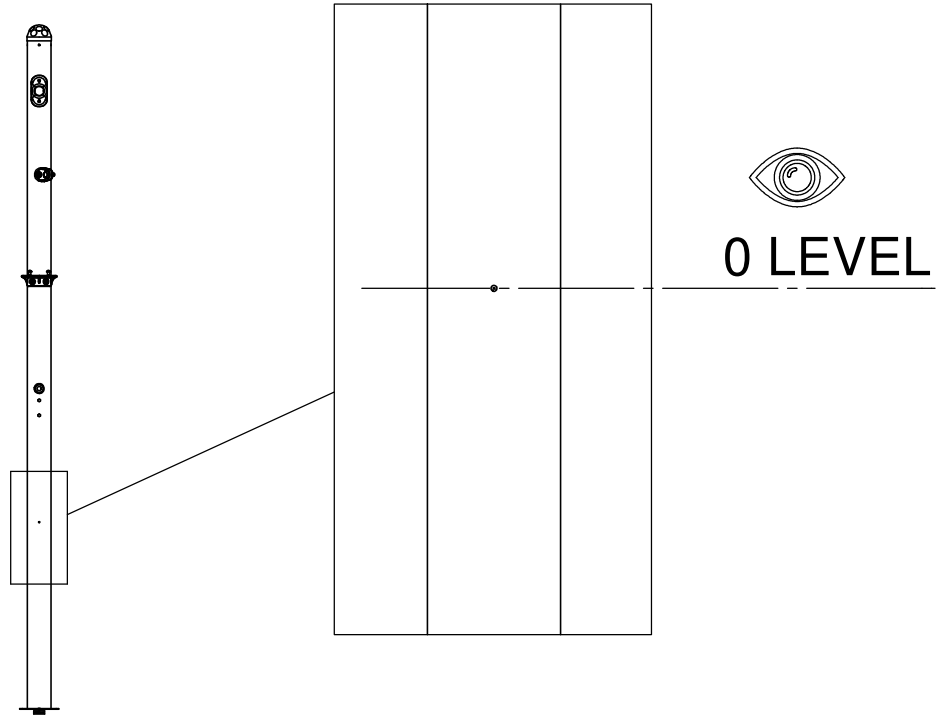
1128N  
1128F




INST\_11\_18  
INST\_Z\_1

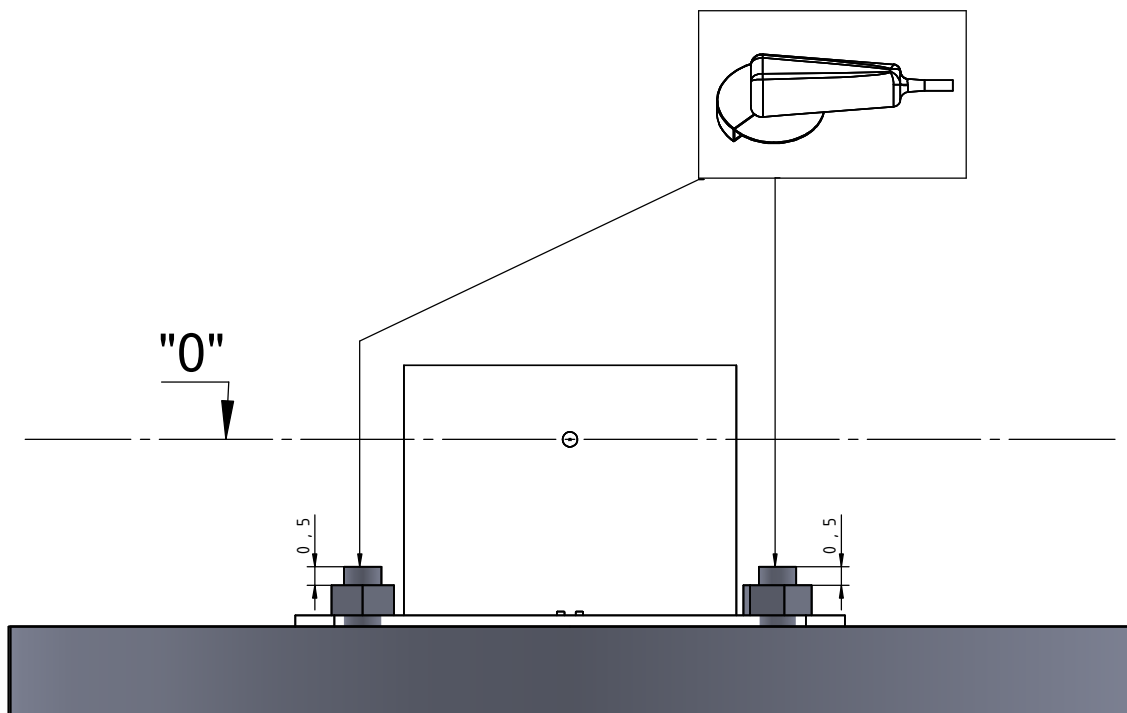
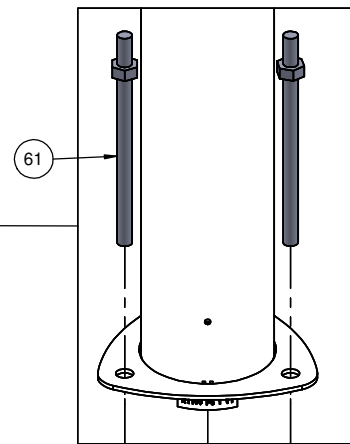
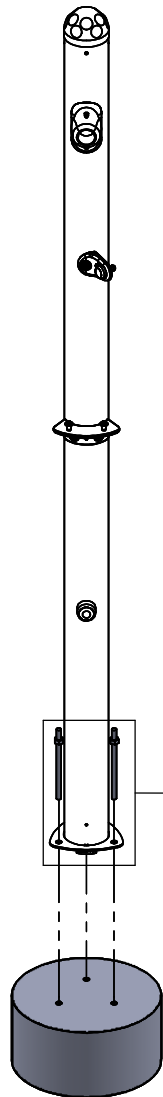
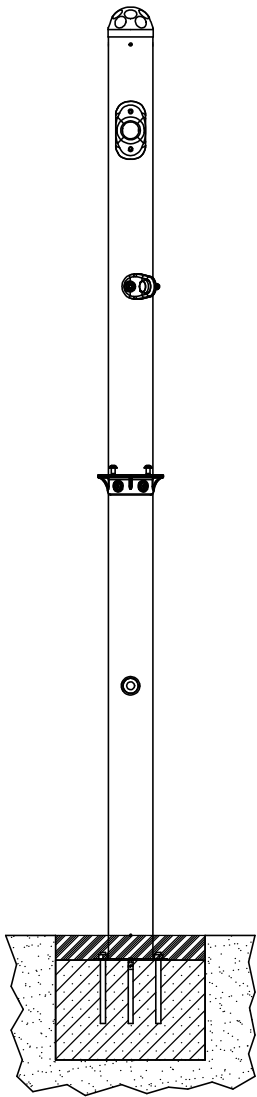


1128N

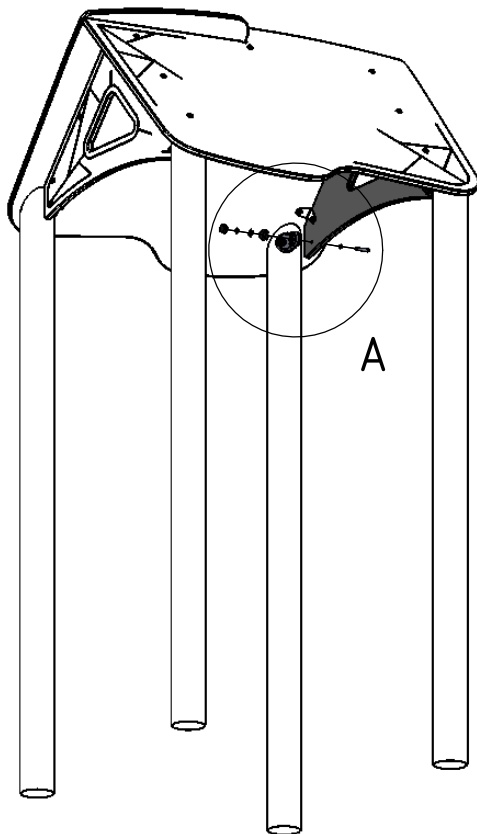
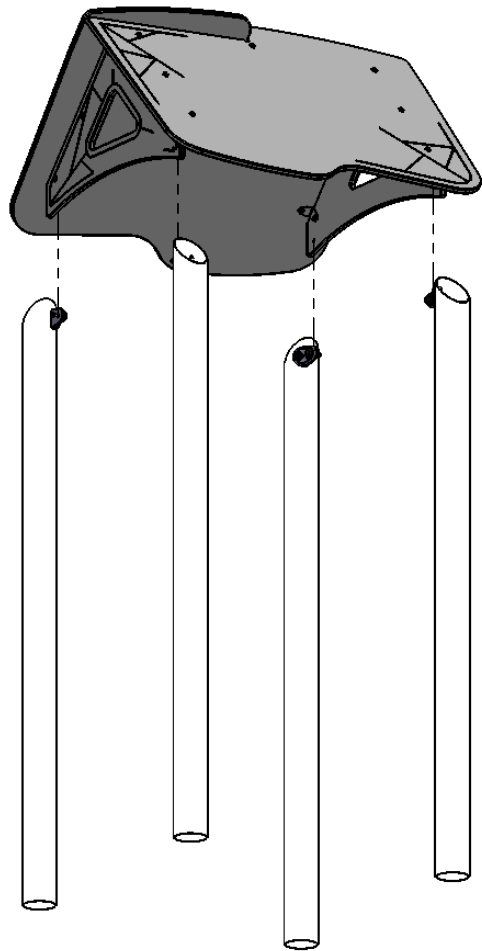







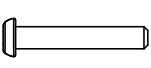
1128F

| Nr | Σ | Element   | DIN | ELEMENT |
|----|---|---|-----|---------|
| 61 | 3 |  | -   | KL105   |

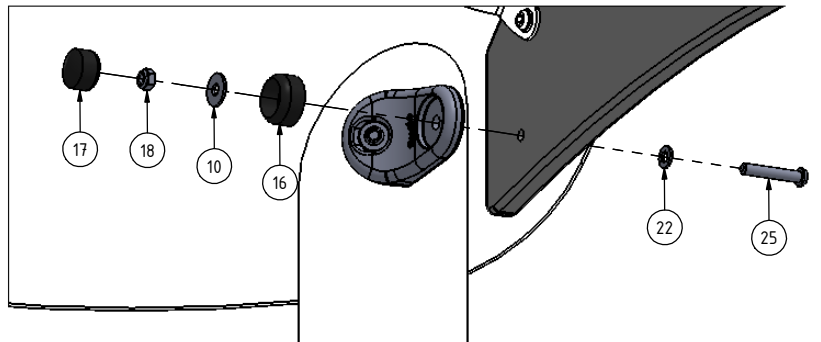





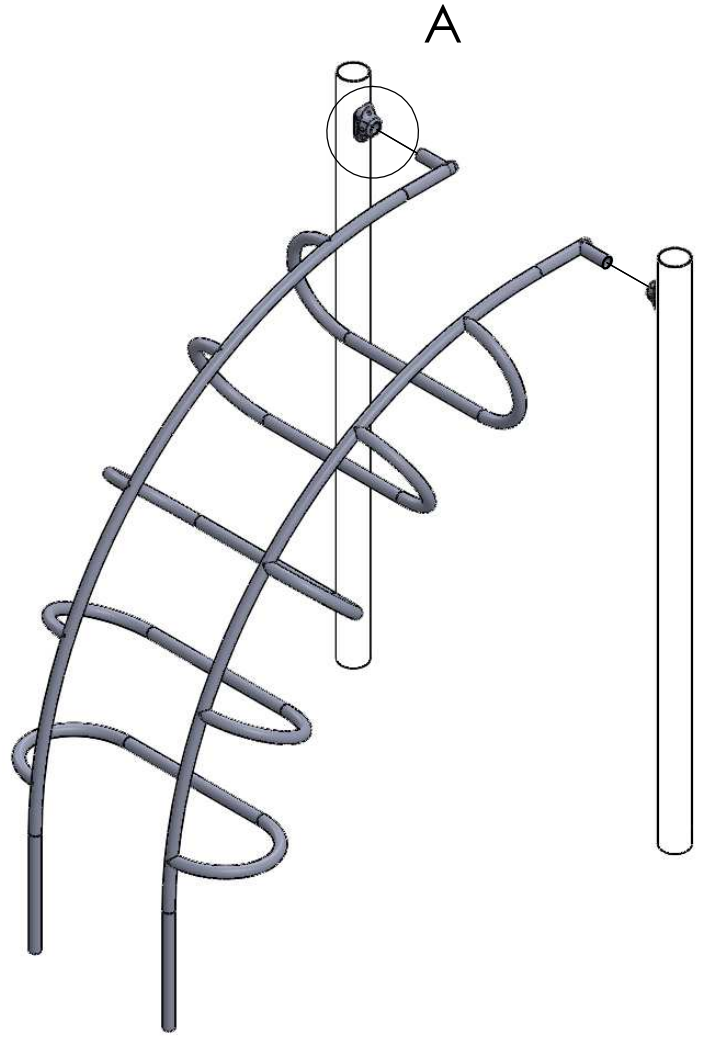
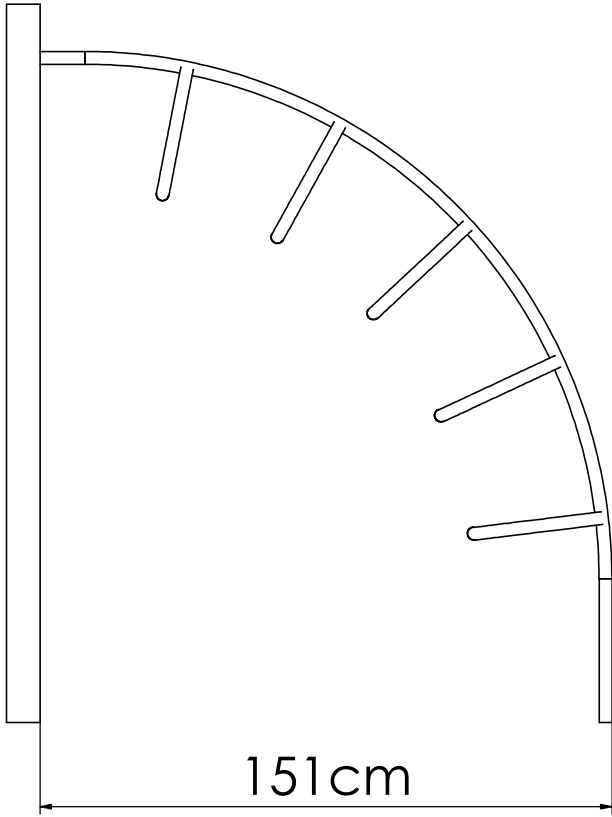


| Nr | Σ | Element   |          |          |
|----|---|---|----------|----------|
| 10 | 4 |  | DIN 9021 | 6x18     |
| 16 | 4 |  | -        | K1_d21_B |
| 17 | 4 |  | -        | Z1_d21_B |
| 18 | 4 |  | DIN 985  | M6       |
| 22 | 4 |  | DIN 125  | 6x12     |
| 25 | 4 |  | ISO 7380 | M6x35    |

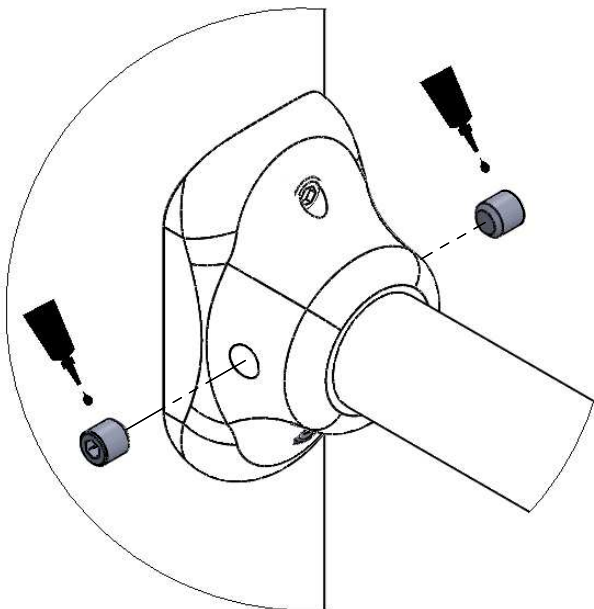
A (1 : 4)




| Nr | Σ | Element   |   |         |
|----|---|---|---|---------|
| 58 | - |  | - | LOCTITE |

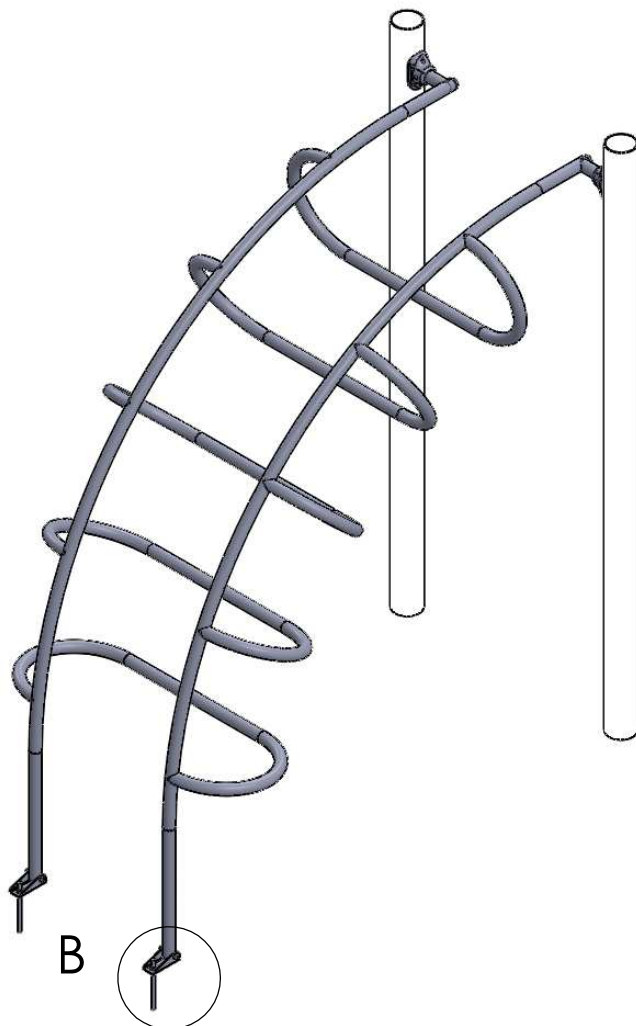


A (1 : 5)

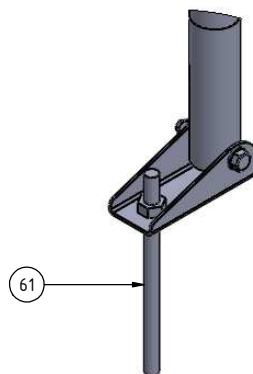



F

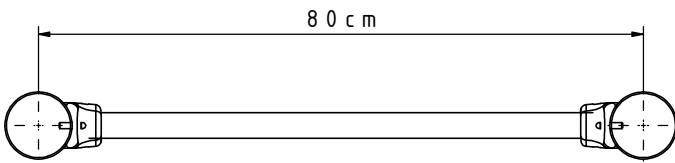
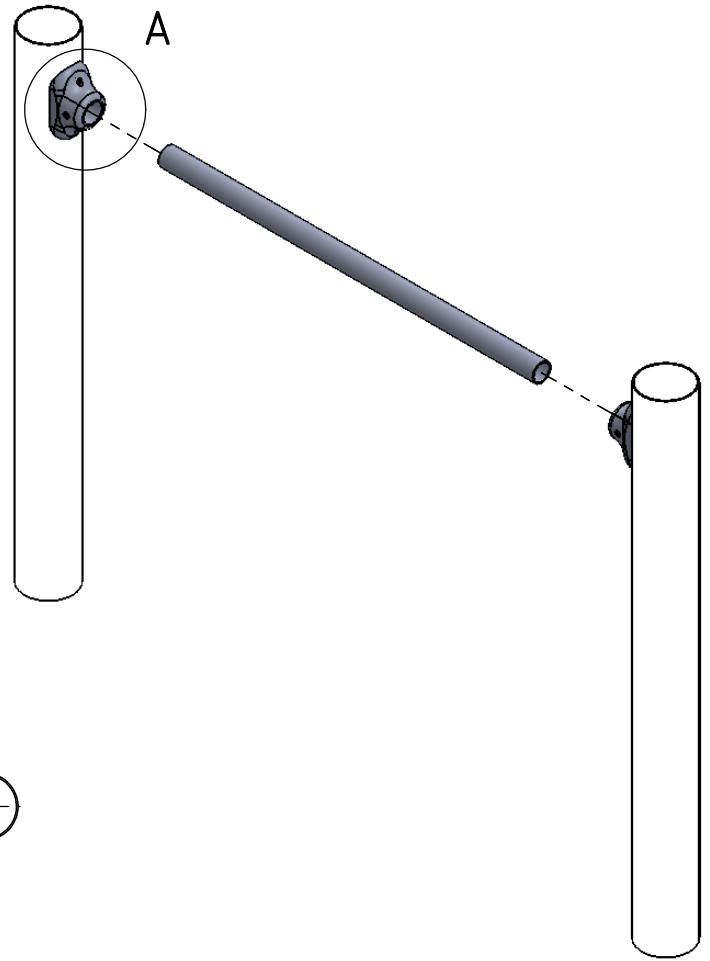
| Nr | Σ | Element   | DIN | ELEMENT |
|----|---|---|-----|---------|
| 61 | 2 |  | -   | KL105   |



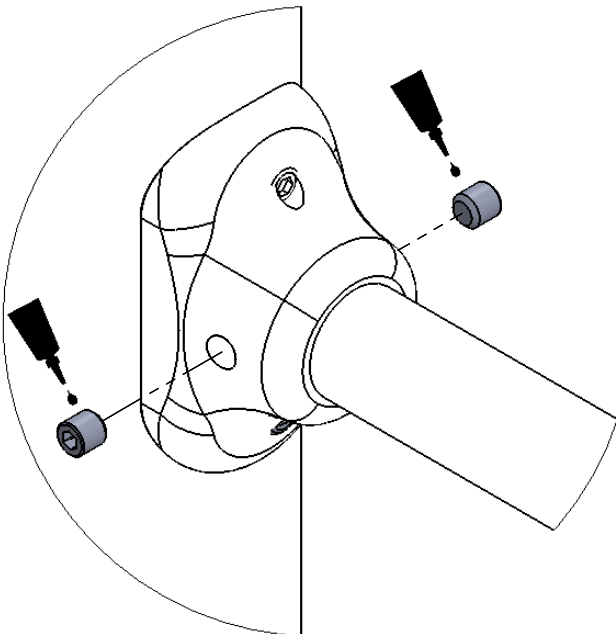
B (1 : 5)



| Nr | Σ | Element   |   |         |
|----|---|---|---|---------|
| 58 | 1 |  | - | LOCTITE |






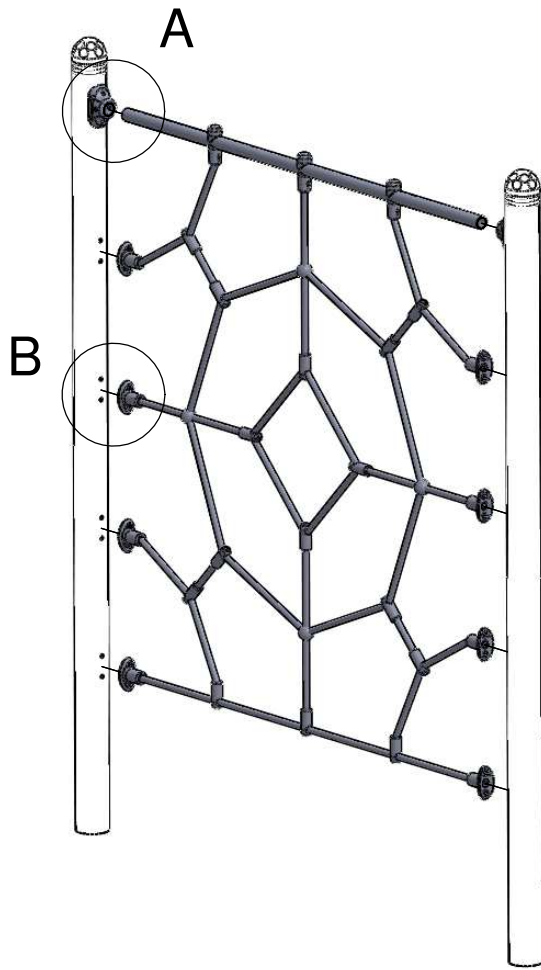
A (1 : 2)



Nr. 5

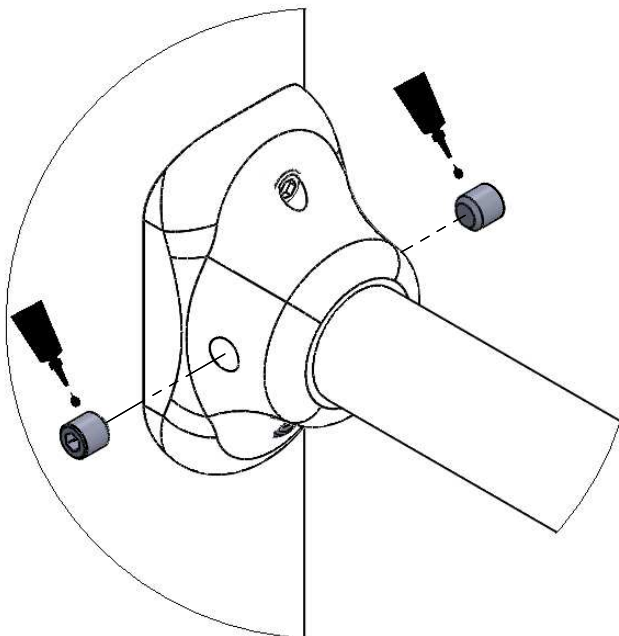
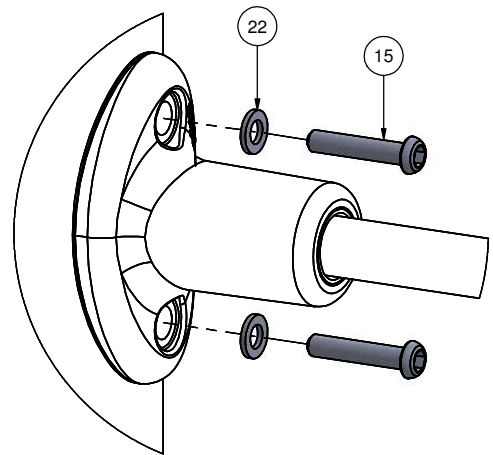
# INST\_11\_29

| Nr | Σ  | Element   | DIN      | ELEMENT |
|----|----|---|----------|---------|
| 15 | 16 |  | ISO 7380 | M6x30   |
| 22 | 16 |  | DIN 125  | 6x12    |
| 58 | 1  |  | -        | LOCTITE |

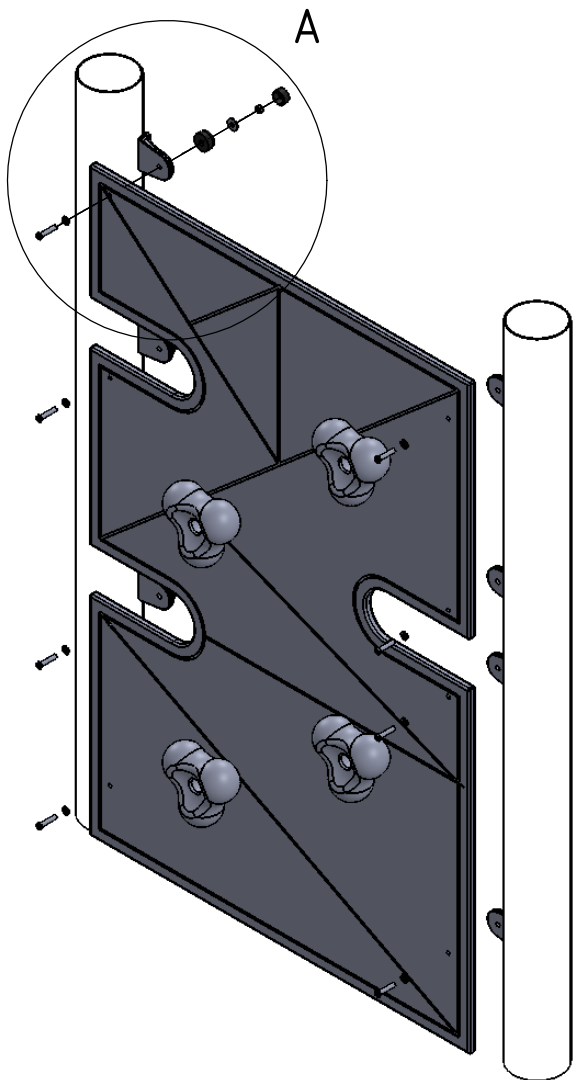







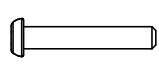
A (1 : 2)

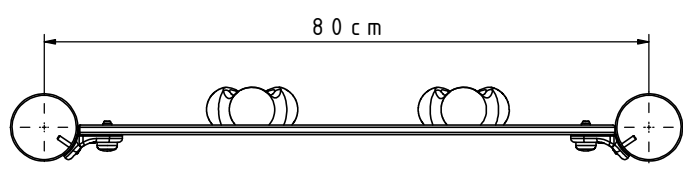
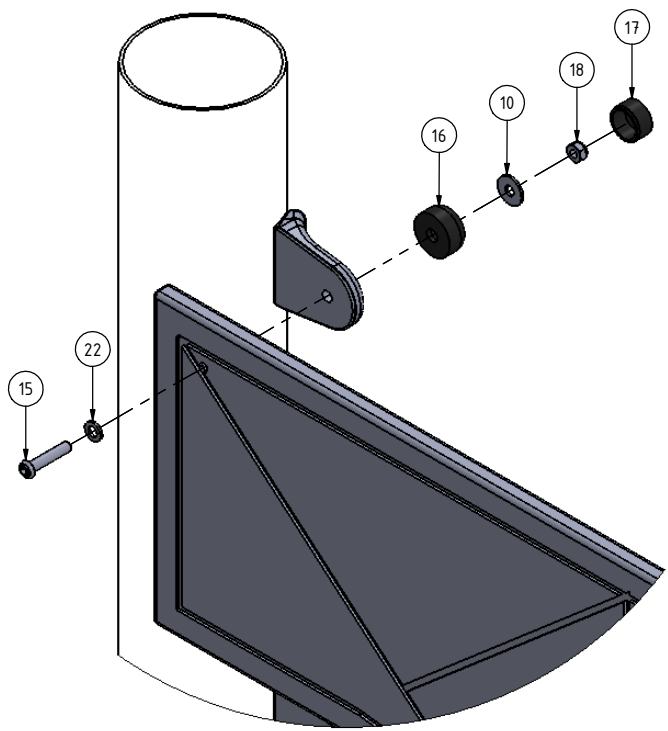
B (1 : 2)






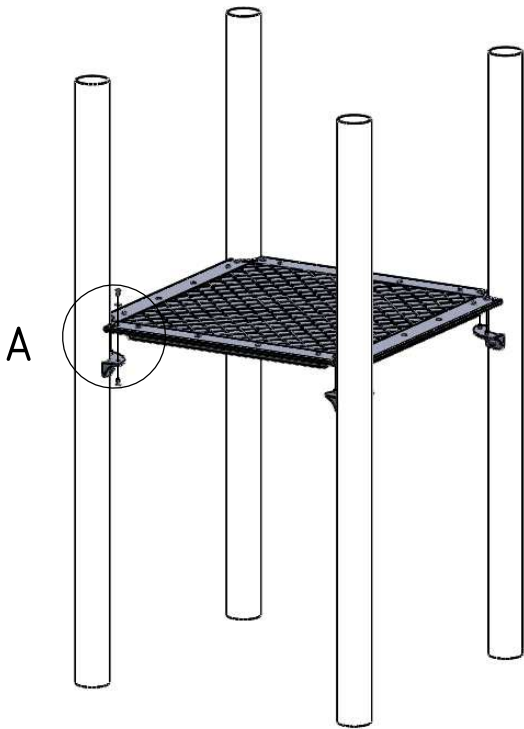
Nr. 5



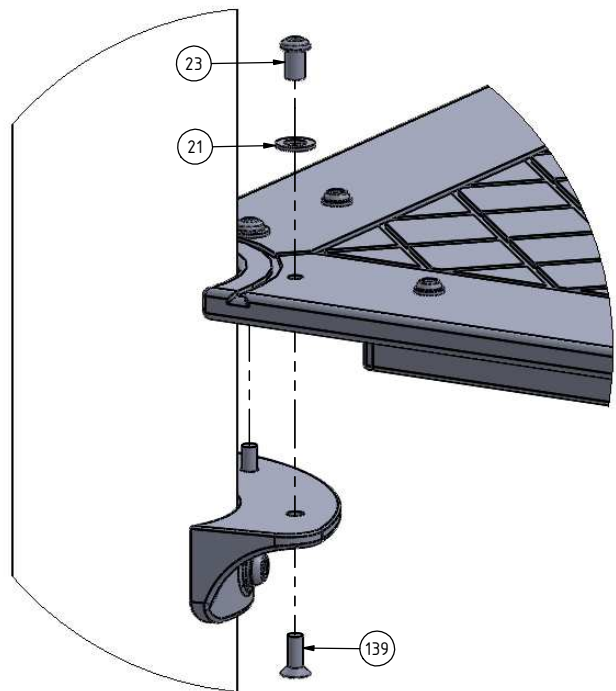
| Nr | Σ | Element   |          |          |
|----|---|---|----------|----------|
| 10 | 8 |  | DIN 9021 | 6x18     |
| 16 | 8 |  | -        | K1_d21_B |
| 17 | 8 |  | -        | Z1_d21_B |
| 18 | 8 |  | DIN 985  | M6       |
| 22 | 8 |  | DIN 125  | 6x12     |
| 15 | 8 |  | ISO 7380 | M6x30    |




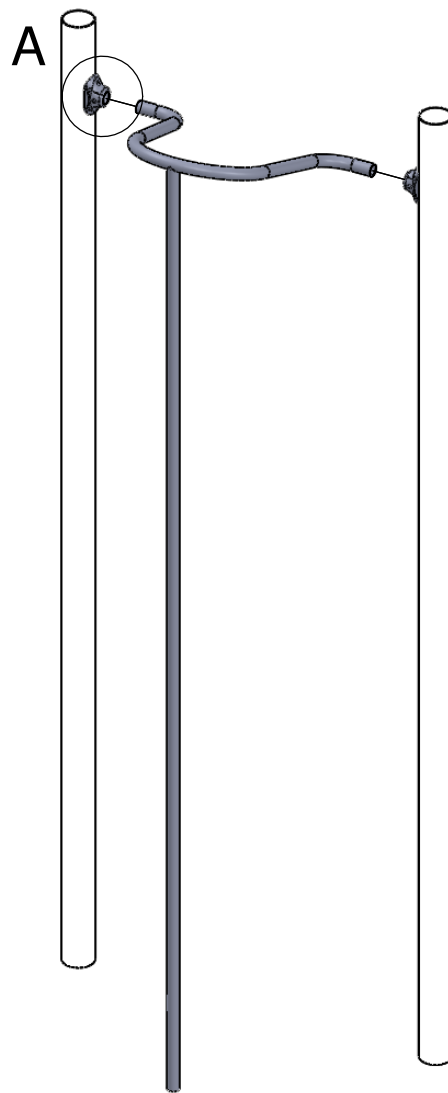
| Nr  | Σ | Element   | DIN      | ELEMENT |
|-----|---|---|----------|---------|
| 21  | 8 |  | DIN 125  | 8x16    |
| 139 | 8 |  | DIN 7991 | M6x16   |
| 23  | 8 |  | -        | M6x12   |



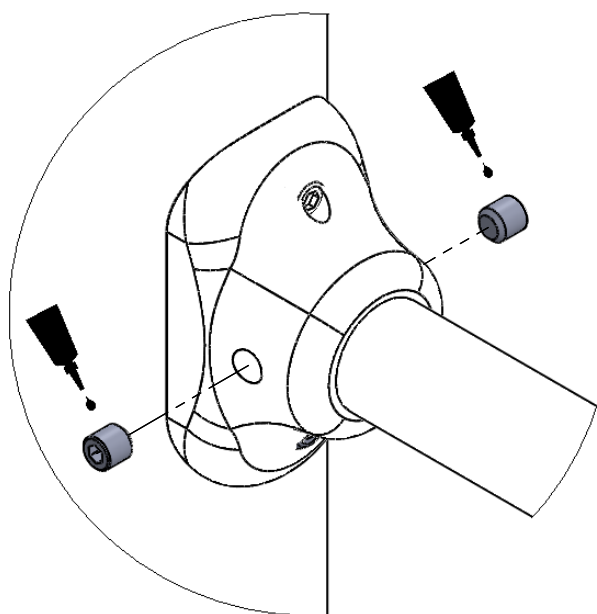
A (1 : 3)



| Nr | Σ | Element   | DIN | ELEMENT |
|----|---|---|-----|---------|
| 58 | 1 |  | -   | LOCTITE |




A (1 : 2)

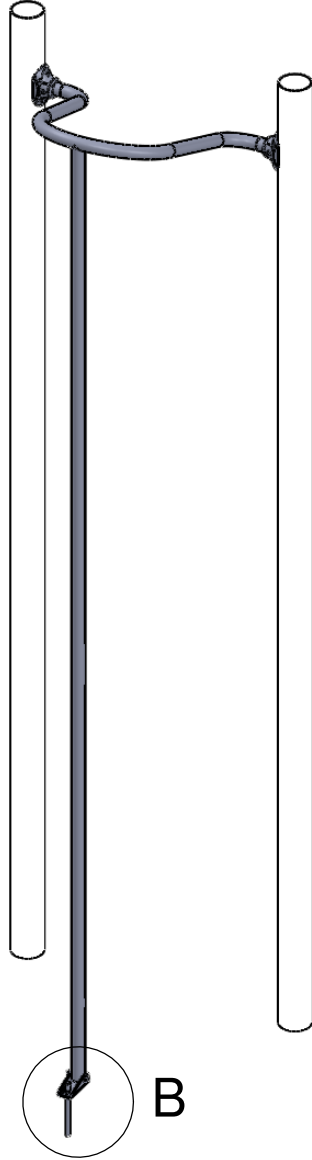
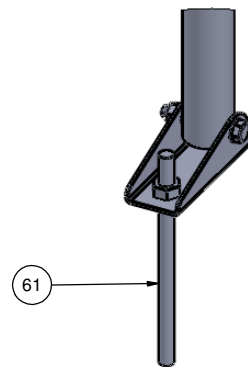


Nr. 5

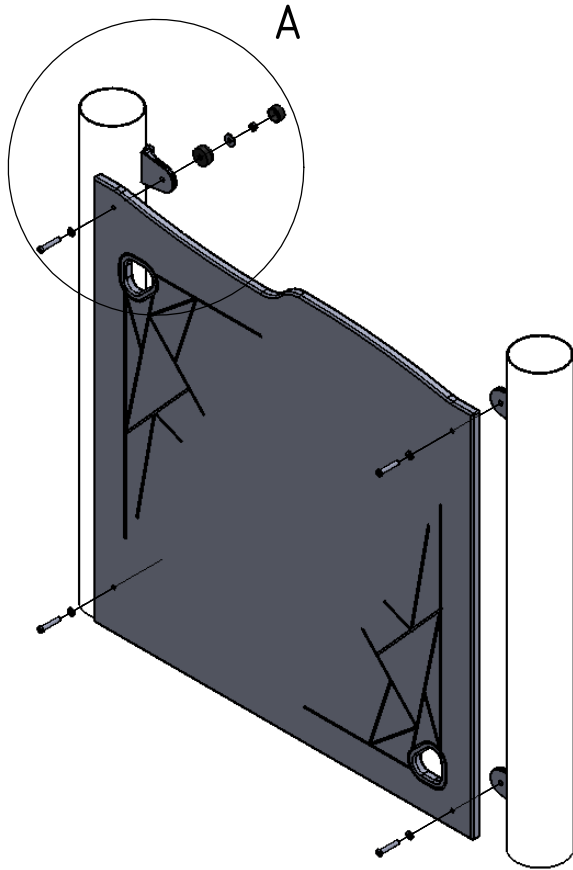







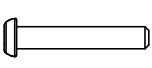
**F**

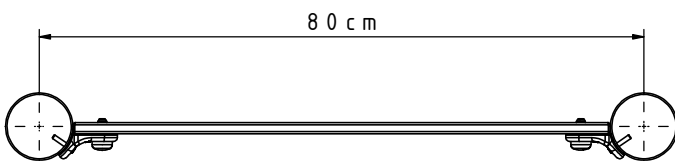
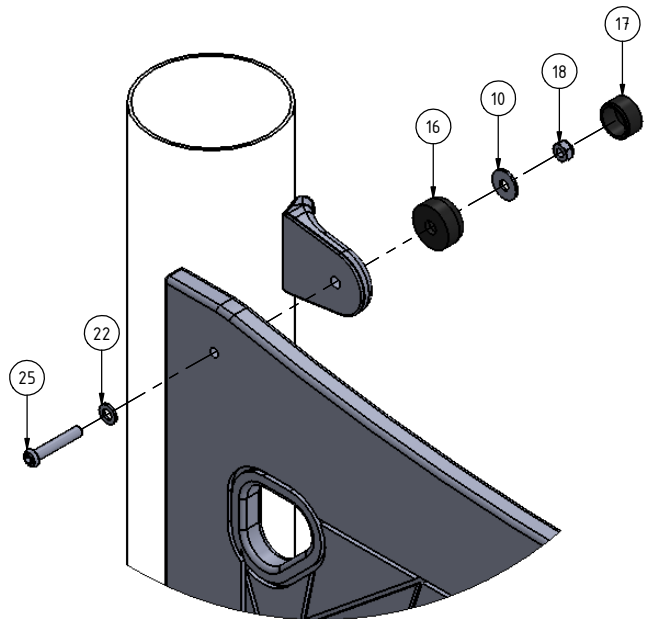
| Nr | $\Sigma$ | Element   | DIN | ELEMENT |
|----|----------|---|-----|---------|
| 61 | 1        |  | -   | KL105   |

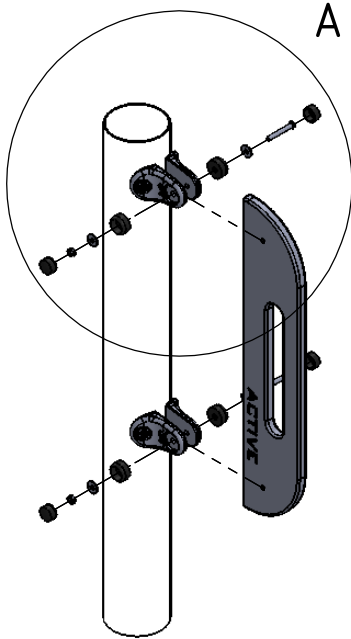
**B (1 : 5)**






# INST\_11\_68A

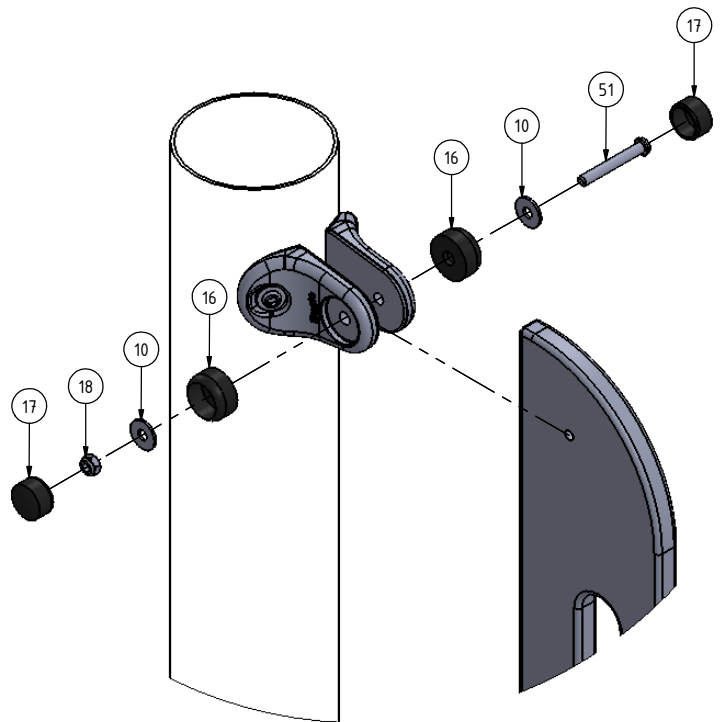


| Nr | Σ | Element   |          |          |
|----|---|---|----------|----------|
| 10 | 4 |  | DIN 9021 | 6x18     |
| 16 | 4 |  | -        | K1_d21_B |
| 17 | 4 |  | -        | Z1_d21_B |
| 18 | 4 |  | DIN 985  | M6       |
| 22 | 4 |  | DIN 125  | 6x12     |
| 25 | 4 |  | ISO 7380 | M6x35    |





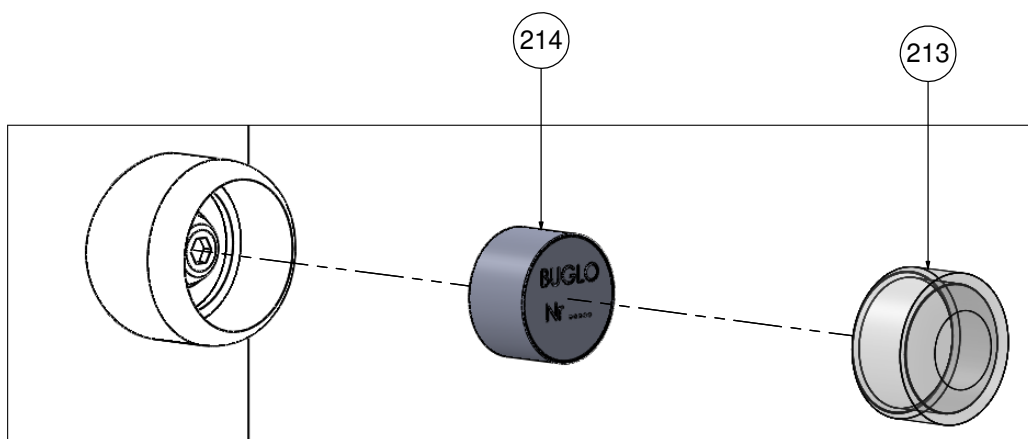
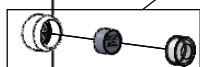


| Nr | Σ | Element   | DIN      | ELEMENT  |
|----|---|---|----------|----------|
| 10 | 4 |  | DIN 9021 | 6x18     |
| 16 | 4 |  | -        | K1_d21_B |
| 17 | 4 |  | -        | Z1_d21_B |
| 18 | 2 |  | DIN 985  | M6       |
| 51 | 2 |  | ISO 7380 | M6x45    |



# INST\_Z\_1

| Nr  | Σ | Element   |   |        |
|-----|---|---|---|--------|
| 213 | 1 |  | - | Z_NA_1 |
| 214 | 1 |  | - | Z_NA_2 |



# Tuotteen huolto-ohje

Leikkikenttävälineemme täyttävät EN-1176-1 : 2017- 12 -standardin turvallisuusvaatimukset.

On suotavaa ottaa yhteyttä tuotteen valmistajaan liittyen takuun alla olevien osien huoltotöihin. Vahingoittuneet maalipinnat tulee puhdistaa pölystä, rasvasta ja ruosteesta. Tämän jälkeen puhdistettu pinta tulee peittää ruostumattomalla pohjamaalilla ja sitten maalata kahdesti teräspinoille tarkoitetulla maalilla.

LeikkiSet Oy:n käyttämät väriyhdistelmät:

- 1) Harmaa - RAL 7035
- 2) Keltainen - RAL 1003
- 3) Sininen - RAL 5015
- 4) Punainen - RAL 3000
- 5) Vihreä - RAL 6018
- 6) Musta - RAL 9005
- 7) Violetti - RAL 4008
- 8) Antrasiitti - RAL 7016
- 9) Hopea - RAL 9006
- 10) Beige - RAL 1019
- 11) Oranssi - RAL 2009

Puu vaatii säännöllistä huolenpitoa. Ilmasto-olosuhteista, käyttöasteesta ja mekaanisista vaurioista riippuen on suositeltavaa uudistaa kyllästyskerros 2 - 5 vuoden kuluttua.

Suosittellemme käyttämään tuotteita: GORI 356 puunsuoja-ainetta ja NORDICA EKO 3330-12-BASE T pintamaalia (väri 1806), nämä löydät sivustolta [www.teknos.com](http://www.teknos.com).

Suosittelavaa on, että osat jotka ovat ruostumatonta terästä puhdistetaan kerran vuodessa, jotta epäpuhtaudet eivät aiheuta värimuutoksia teräkseen. Pese puuvillaliinoilla ja veteen liuotetulla miedolla pesuaineella, esim. astianpesuaine. Puhdistuksen jälkeen huuhtelee vedellä ja pyyhi kuivaksi.

**HUOMIO!** Ruostumattoman teräksen puhdistukseen käytettävät puhdistusaineet eivät saa sisältää: klooria, suolaa, happoja tai valkaisuaineita. Jo pieni määrä näitä aineita voi aiheuttaa kromioksidipinnan pysyviä vaurioita

- 1) Kausittainen tarkastus - kun väline on aktiivisessa käytössä, tulee sen kunto tarkastaa viikoittain tai useammin. Samalla tulee tarkistaa mahdolliset välineeseen kohdistuneet ilkeivät teot.

Kausittainen tarkastus pitää sisällään:

- Rakenteiden vakauden tarkistaminen
- Yleinen tarkastus osien puuttumisen varalta
- Tarkistaminen halkeamien, terävien reunojen ja muiden vaurioiden varalta
- Välineen ympäristön siisteys
- Mahdollisen turva-alustan kunnon tarkistaminen

- 2) Välineen sisäinen valvonta - tulee suorittaa kerran kolmessa kuukaudessa. Se pitää sisällään yleistarkastuksen, minkä lisäksi tulee tarkistaa myös välineen toiminnot.

Sisäinen valvonta pitää sisällään:

- Mahdollisen turva-alueen pinnan tarkistaminen ja mittaaminen (jos pinta on yli 10cm alle oikean tason, pitää sitä täydentää)
- Kaikki ruuvit ja mahdolliset kaapelit sekä verkot tulee kiristää

### 3) Vuositarkastus (pakollinen)

- Rakenteiden vakauden tarkistaminen
- Mahdollisten ruostevaurioiden tarkastaminen ja korjaaminen
- Perustusten tarkistaminen
- Mahdollisen turva-alueen pinnan tarkistaminen ja mittaaminen (Jos pinta on yli 10cm alle oikean tason, pitää sitä täydentää)

Kaikilla laitteilla on oltava säännöllinen tarkastusvalvonta. Tarkastuksen tekijän tulee kirjata tiedot tarkastuksesta ylös.